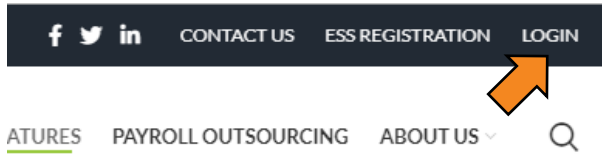




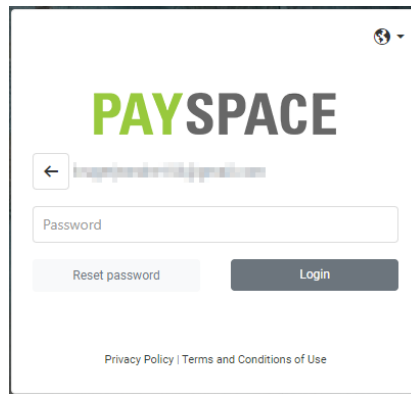
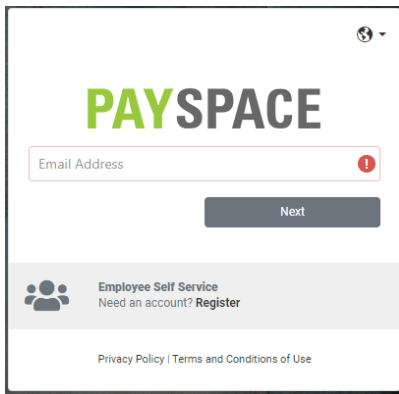
How to Reset Password For ESS

Employee step-by-step follow guide

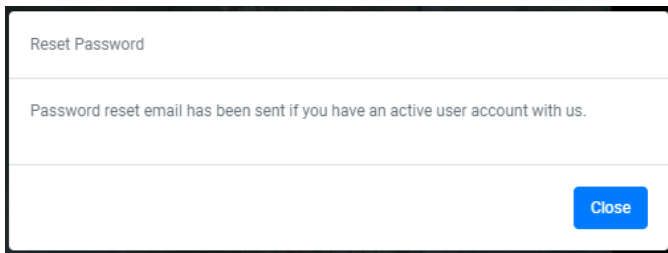
1. Open browser.
2. Go to [PaySpace | PaySpace https://www.payspace.com/](https://www.payspace.com/)
3. Click on LOGIN [Login \(yourhcm.com\)](#)



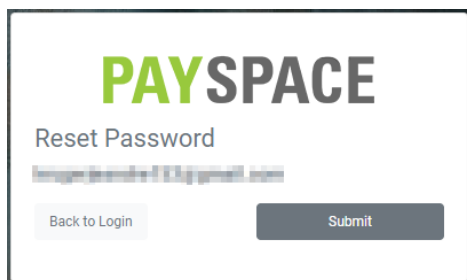
4. Add email click next and click on reset password



5. Password reset email sent.



6. Click on link in email and reset password



We take care of your Payroll, You take care of your business.